



Introducing the Zurich Managed Funds



The Zurich Managed Funds are a multi-asset managed investment solution where the focus is on achieving a total return generated from both income and capital appreciation.

Based on proven investment mandates, the Zurich Managed Funds are global funds, with a higher bias towards the base currency assets. Whilst the main asset classes are equities and fixed income, an active approach to asset allocation allows the Fund Manager to dynamically adjust these allocations within the controlled framework of agreed investment mandates.

The funds are managed by Columbia Threadneedle Asset Management.

About Columbia Threadneedle Investments

Columbia Threadneedle Investments (CTI) has a long and successful track record in managing asset allocation mandates and currently manage some GBP430bn assets (as at 30 June 2021), with a presence in 17 countries.

CTI have an active, research driven approach that aims to blend an optimal mix of investments to deliver targeted returns, while drawing on the scale and diversity of their wider investment platform and sophisticated risk management framework to enable a complete look-through risk analysis on positions held within funds.

The CTI Multi Asset Team is responsible for the overall portfolio construction, being guided by the Asset Allocation Strategy Group.

About the Fund

The Zurich Managed Funds are based on five key principles:



Choice

The funds offer five levels of risk which can be used in various combinations to suit the investors risk profile.



Active management

The funds are actively managed with a disciplined approach at both asset allocation and security level.



Diversified sources of return

The funds look to take advantage of three sources of return; asset allocation, investment themes and stock selection.



Risk awareness

The CTI Asset Allocation Strategy Group utilises three research groups to formulate its global economic and thematic views. These views are then combined with a valuation framework to determine the preferred asset-allocation and risk preferences for the funds.



Heritage

A proven track record, with more than ten years experience of managing asset allocation mandates.

It is these key principles that have been refined over many years that help to define the underlying structure and asset allocation.



About the funds

There are five Managed funds available in three different currencies US Dollar (USD), Sterling (GBP) and Euro (EUR). Each fund has a different mix of equities and fixed interest securities, which gives them different levels of risk

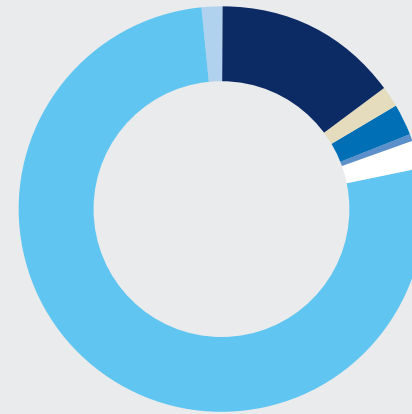
Defensive Fund

This lower risk fund invests in international government and corporate debt, with a proportion invested in international equities, the majority of the fund is made up of assets matching the underlying fund currency.

The Defensive fund has the lowest risk profile of the Managed funds and the aim is to provide a lower risk environment with some potential for medium to long-term growth.

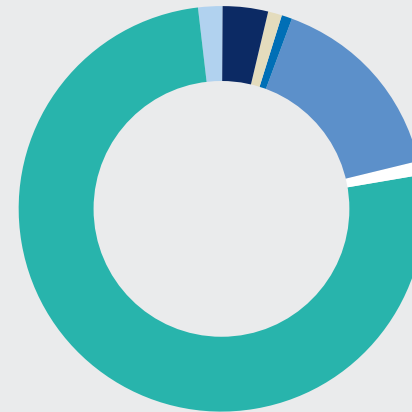


**ZIL US Dollar Defensive (IPP)
in US**



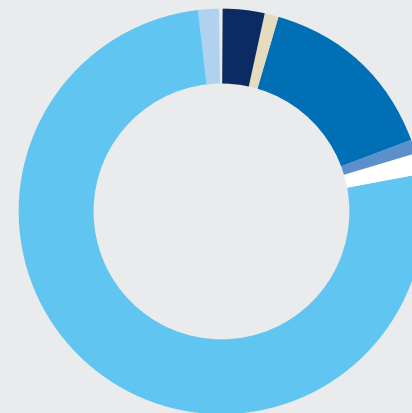
North American Equities	14.9%
Japanese Equities	1.8%
European Equities	2.4%
UK Equities	0.7%
International Equities	2.1%
UK Fixed Interest	0%
Global Fixed Interest	76.6%
Money Market	1.5%

**ZIL Sterling Defensive (IPP)
in GB**



North American Equities	3.8%
Japanese Equities	1.1%
European Equities	1%
UK Equities	15.4%
International Equities	1.3%
UK Fixed Interest	75.6%
Global Fixed Interest	0%
Money Market	1.9%

**ZIL Euro Defensive (IPP)
in EU**

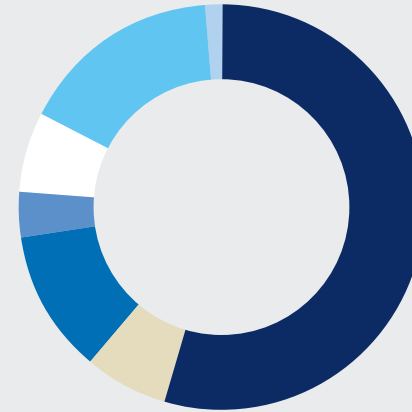


North American Equities	3.5%
Japanese Equities	1.1%
European Equities	15%
UK Equities	1.1%
International Equities	1.5%
UK Fixed Interest	0%
Global Fixed Interest	76%
Money Market	1.8%

Cautious Fund

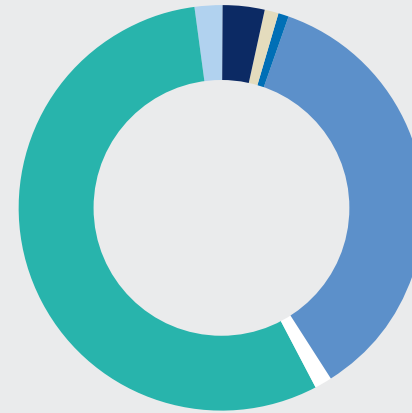
This fund invests primarily in fixed-interest securities but carries a higher portion of equities than the Defensive funds. The majority of the fund will invest in assets matching the underlying fund currency and aims to provide a lower risk environment with some potential for medium to long-term growth.

ZIL US Dollar Cautious (IPP) in US



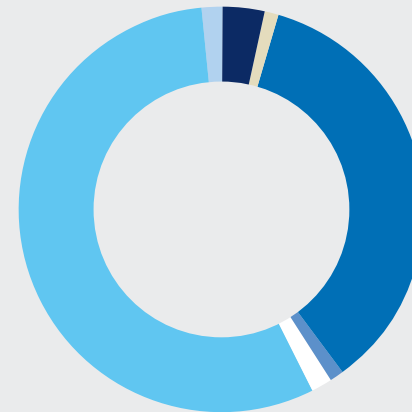
North American Equities	34.8%
Japanese Equities	1.9%
European Equities	2.3%
UK Equities	0.7%
International Equities	2.1%
UK Fixed Interest	0%
Global Fixed Interest	56.4%
Money Market	1.8%

ZIL Sterling Cautious (IPP) in GB



North American Equities	3.5%
Japanese Equities	1.1%
European Equities	0.7%
UK Equities	35.5%
International Equities	1.7%
UK Fixed Interest	55.5%
Global Fixed Interest	0%
Money Market	2%

ZIL Euro Cautious (IPP) in EU



North American Equities	3.3%
Japanese Equities	1.2%
European Equities	35.4%
UK Equities	1%
International Equities	1.6%
UK Fixed Interest	0%
Global Fixed Interest	56%
Money Market	1.5%



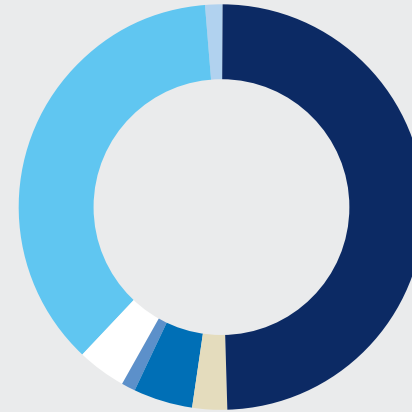
Blue Chip funds

This fund invests in companies which are well-established, and nationally recognised in their country of listing. The fund invests in equities and a proportion of fixed-interest securities with the majority of the funds normally invested in assets matching the underlying fund currency.

In terms of risk, the Blue Chip fund sits in the middle of the Managed funds range with a more balanced split between bonds and equities than the other funds.

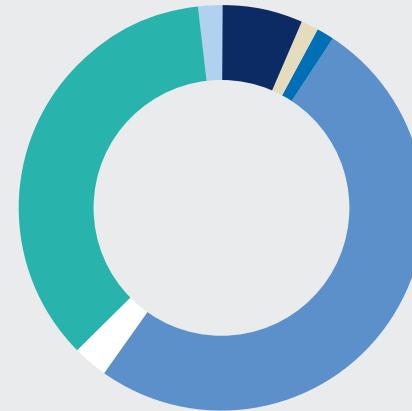
The aim is to accept a moderate degree of risk with the potential for medium to long-term growth.

ZIL US Dollar Blue Chip (IPP) in US



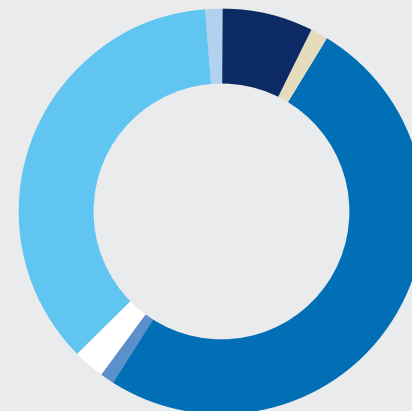
North American Equities	49.5%
Japanese Equities	3.0%
European Equities	4.5%
UK Equities	1.3%
International Equities	3.8%
UK Fixed Interest	0%
Global Fixed Interest	36.5%
Money Market	1.4%

ZIL Sterling Blue Chip (IPP) in GB



North American Equities	6.6%
Japanese Equities	1.4%
European Equities	1.4%
UK Equities	50.6%
International Equities	2.6%
UK Fixed Interest	35.7%
Global Fixed Interest	0%
Money Market	1.7%

ZIL Euro Blue Chip (IPP) in EU



North American Equities	7.3%
Japanese Equities	1.5%
European Equities	50.2%
UK Equities	1.0%
International Equities	2.6%
UK Fixed Interest	0%
Global Fixed Interest	36.1%
Money Market	1.3%



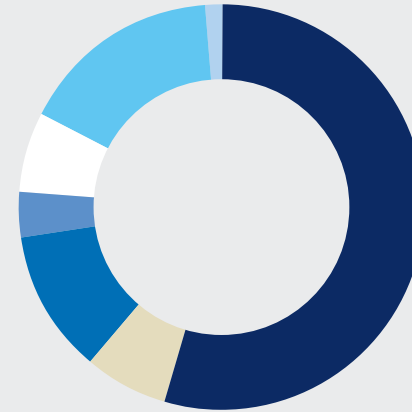
Performance funds

This fund invests in equities and a proportion of fixed interest securities.

The majority of the holdings in this fund are normally invested in assets matching the currency of the fund, with the remainder invested in global equities and fixed-interest markets.

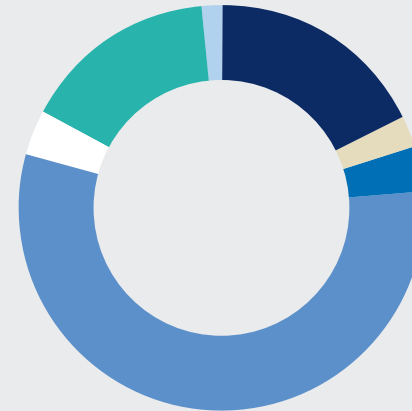
The aim is to accept a higher degree of risk with the potential for long-term growth.

ZIL US Dollar Performance (IPP) in US



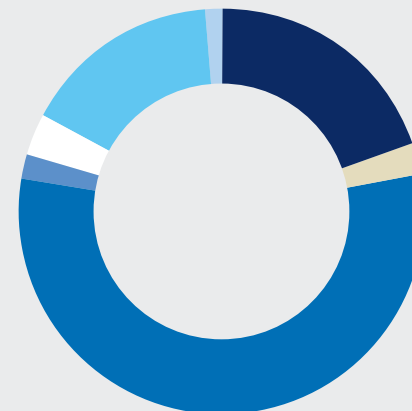
North American Equities	54.5%
Japanese Equities	6.6%
European Equities	11.6%
UK Equities	3.6%
International Equities	6.3%
UK Fixed Interest	0%
Global Fixed Interest	16.3%
Money Market	1.1%

ZIL Sterling Performance (IPP) in GB



North American Equities	17.6%
Japanese Equities	2.5%
European Equities	3.7%
UK Equities	55.5%
International Equities	3.6%
UK Fixed Interest	15.6%
Global Fixed Interest	0%
Money Market	1.5%

ZIL Euro Performance (IPP) in EU



North American Equities	19.6%
Japanese Equities	2.6%
European Equities	55.4%
UK Equities	2%
International Equities	3.4%
UK Fixed Interest	0%
Global Fixed Interest	15.8%
Money Market	1.2%

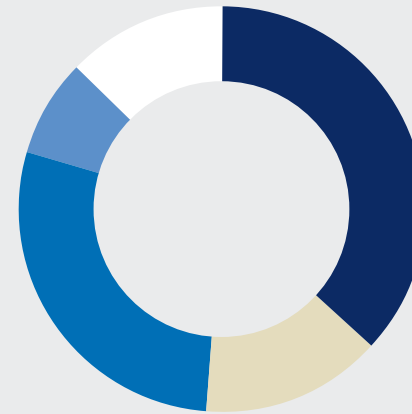


Adventurous funds

This fund invests primarily in equities with a lower exposure to fixed-interest securities. The risk profile of this fund is the highest of the five portfolios and the fund can invest in opportunities worldwide without any restrictions on the currency of the underlying investment.

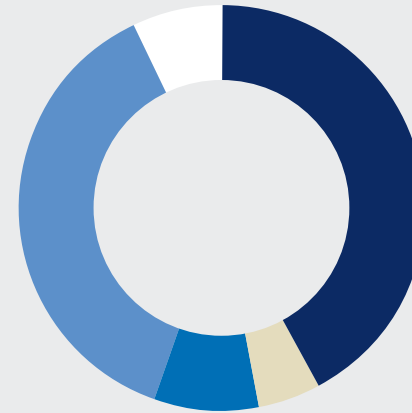
The aim is to accept a higher degree of risk with the potential for long-term growth.

ZIL US Dollar Adventurous (IPP) in US



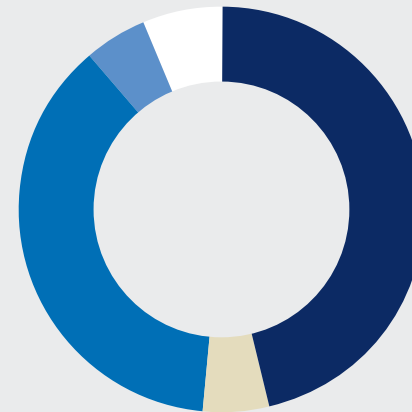
North American Equities	36.9%
Japanese Equities	14.4%
European Equities	28.4%
UK Equities	7.8%
International Equities	12.5%
UK Fixed Interest	0%
Global Fixed Interest	0%
Money Market	0%

ZIL Sterling Adventurous (IPP) in GB



North American Equities	42.1%
Japanese Equities	4.9%
European Equities	8.5%
UK Equities	37.5%
International Equities	7%
UK Fixed Interest	0%
Global Fixed Interest	0%
Money Market	0%

ZIL Euro Adventurous (IPP) in EU



North American Equities	46.3%
Japanese Equities	5.4%
European Equities	37.1%
UK Equities	4.9%
International Equities	6.3%
UK Fixed Interest	0%
Global Fixed Interest	0%
Money Market	0%

Source: Columbia Threadneedle Investments



Things you should be aware of

All funds carry some risk and you should consider these before making any investment decision.

Investment returns are not guaranteed and the value can fluctuate.

The main factors which may increase the risk of this fund include:

- the amount held in overseas assets,
- any concentration in specific areas or sectors,
- the amount invested in smaller company shares,
- the amount invested in property or property shares,
- the use of derivatives and other instruments to generate outperformance.

Historical Performance

Name	2021*	2020	2019	2018	2017	2016	2015	2014	2013	2012	2011
ZIL Euro Defensive (IPP) in EU	3.89	7.49	12.81	-1.88	2.61	1.37	5.87	12.57	5.43	13.58	2.23
ZIL Euro Cautious (IPP) in EU	9.43	7.56	18.12	-4.02	5.22	-0.14	9.55	11.56	9.28	16.46	-1.66
ZIL Euro Blue Chip (IPP) in EU	15.66	7.76	23.52	-5.86	8.03	-0.93	13.15	11.23	13.26	18.96	-5.05
ZIL Euro Performance (IPP) in EU	22.91	7.87	29.23	-7.14	10.87	-0.60	16.37	12.09	17.78	19.59	-6.75
ZIL Euro Adventurous (IPP) in EU	30.21	12.02	35.54	-7.53	13.64	4.65	16.36	16.12	21.97	17.48	-1.29
ZIL Sterling Defensive (IPP) in GB	-1.29	6.96	10.38	-2.09	4.39	11.63	2.27	11.32	2.54	6.45	10.32
ZIL Sterling Cautious (IPP) in GB	1.85	3.80	13.99	-4.41	6.36	12.30	3.53	9.69	8.78	9.29	6.87
ZIL Sterling Blue Chip (IPP) in GB	5.78	1.45	17.77	-6.40	8.61	13.78	4.94	7.91	14.87	11.61	3.47
ZIL Sterling Performance (IPP) in GB	11.65	1.51	22.10	-7.81	12.01	15.88	7.01	7.33	21.29	13.74	-1.74
ZIL Sterling Adventurous (IPP) in GB	19.01	9.89	25.74	-7.78	15.53	18.32	10.27	8.67	26.88	11.98	-3.27
ZIL US Dollar Defensive (IPP) in US	1.99	11.52	12.54	-1.88	7.57	0.09	0.99	6.96	3.14	5.36	6.37
ZIL US Dollar Cautious (IPP) in US	8.13	14.94	17.59	-2.88	12.30	0.38	2.36	10.13	10.80	7.56	5.34
ZIL US Dollar Blue Chip (IPP) in US	13.59	17.87	22.56	-4.68	17.49	2.07	2.70	9.21	18.39	10.08	3.34
ZIL US Dollar Performance (IPP) in US	17.74	19.66	27.35	-7.58	23.01	2.17	3.09	7.56	24.75	13.30	-0.41
ZIL US Dollar Adventurous (IPP) in US	16.88	23.04	31.60	-12.53	29.24	1.01	3.97	1.97	26.08	17.72	-5.55

Performance Period: Discrete Annual Calendar (Annualised %).

*2021 performance covering the period from 01/01/2021 to 31/10/2021

Source: Columbia Threadneedle Investments

Automatic Investment Strategy

Manage risk and maximise your returns using the Zurich Managed Funds as part of a lifestyling investment option.

Sit back and let Zurich do all the work. This automated solution means you don't need to remember to set a date to move your investments – we'll do it for you. We will switch your investments at the appropriate time reducing your exposure to risk assets as you approach retirement.

Automatic Investment Strategy

The Automatic Investment Strategy (AIS) is a 'lifestyling' investment option that allows plan members to invest in growth assets such as equities during the early years of their plan, and moves them into more secure assets such as fixed interest securities at fixed points during the latter years. The level of risk investors are prepared to take, along with investment growth and their income needs are likely to change throughout their different stages of life – with each stage potentially requiring a different balance within the plan.

What does the AIS invest in?

AIS invests in the Zurich Managed Funds previously covered in this document, together with the Money Market fund which invests in short-term deposits, and international short-term interest earning securities, such as certificates of deposit. The objective of the Money Market fund is to provide a low risk environment that offers stability and a high degree of liquidity.

Features of Zurich's AIS

- Can be switched into or out of at any time.
- Potential for growth in the early years.
- Offers a long-term strategy which can help to smooth the effect of short-term volatility associated with equity investment.
- Portfolios with a reducing exposure to equities closer to retirement date, which can help to maintain policy value in later years.
- Peace of mind – automatic switching through to plan members' retirement date. Adapts investments to changing needs



Automatic Investment Strategy

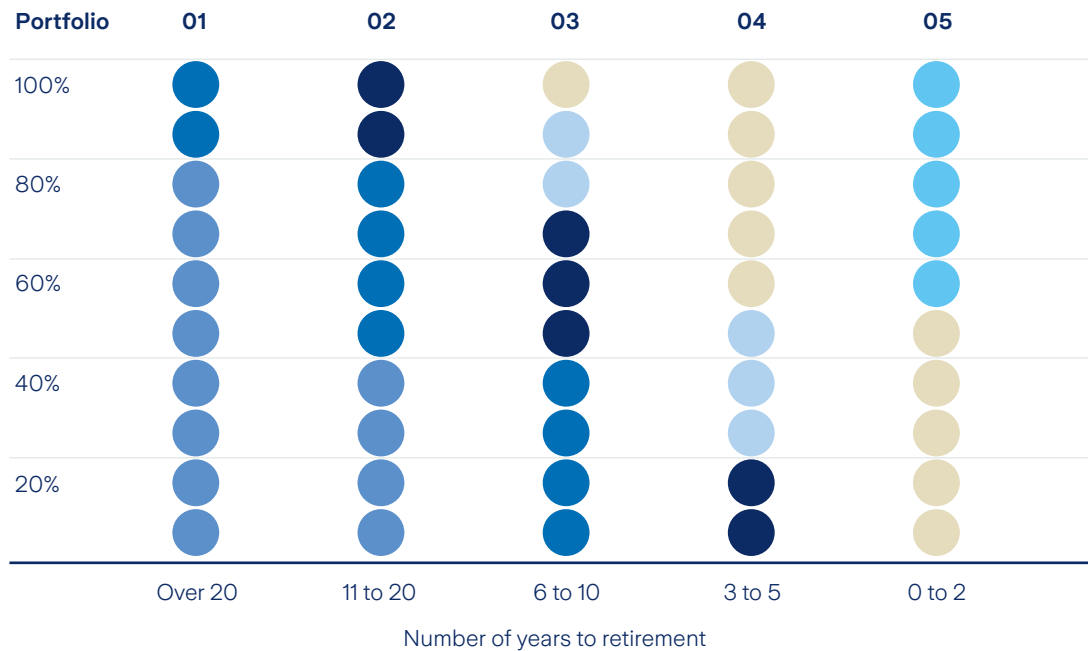
Manage risk and maximise your returns using the Zurich Managed Funds as part of a lifestyling investment option.

Adapts investments to changing needs

By choosing to invest in AIS, plan members' contributions are automatically switched from equity based funds to funds investing in fixed interest securities and money markets as they move closer to retirement. This reduces their exposure to investment risk over time and helps to protect any gains made during the early years of the policy. The chart illustrates how this works. The AIS reduces investment risk by automatically switching contributions through up to five investment portfolios, depending on how long is left until a plan member's retirement date, with each portfolio offering less exposure to risk than the previous portfolio.

For example, if a plan member has ten years until their retirement date and they select the AIS, contributions will initially be invested in Portfolio 3 which contains the Performance, Blue Chip, Cautious and Defensive funds in the proportions shown. After five years, their investment will be adjusted by switching into Portfolio 4 which contains the Blue Chip, Cautious and Defensive funds, eventually ending up in Portfolio 5 which contains the Defensive and Money Market funds for the two years prior to their retirement date.

Automatic Investment Strategy



- Money Market fund
- Cautious funds
- Blue Chip fund
- Performance fund
- Adventurous fund

One circle represents 10%
Source: Zurich International Life Limited.

Please note that the value of any investment and income from it can fall as well as rise as a result of market and currency fluctuations and you may not get back the amount originally invested. It is recommended that you always seek advice from a relevant financial professional prior to making any decisions.



Important information

Zurich International Life Limited is fully authorised under the Isle of Man Insurance Act 2008 and is regulated by the Isle of Man Financial Services Authority which ensures that the company has sound and professional management and provision has been made to protect planholders.

For life assurance companies authorised in the Isle of Man, the Isle of Man's Life Assurance (Compensation of Policyholders) Regulations 1991, ensure that in the event of a life assurance company being unable to meet its liabilities to its planholders, up to 90% of the liability to the protected planholders will be met.

The protection only applies to the solvency of Zurich International Life Limited and does not extend to protecting the value of the assets held within any unit-linked funds linked to your plan.

Zurich International Life Limited is not authorised to offer insurance products for sale in the United States.

Materials are not intended as an offer to invest and do not constitute an offer or a solicitation of an offer to buy securities in any other country or other jurisdiction in which it is unlawful to make such an offer or solicitation.

Columbia Threadneedle Investments is the brand name for Threadneedle Asset Management Limited. Threadneedle Asset Management Limited is a fund adviser to Zurich International Life Limited. Threadneedle Asset Management Limited is authorised and regulated in the UK by the Financial Conduct Authority.

Zurich International Life Limited, Bahrain Branch, which is registered in Bahrain under Commercial Registration No. 17444 and is licensed as an Overseas Insurance Firm – Life Insurance by the Central Bank of Bahrain.
Branch offices: 27th Floor, Almoayyed Tower, Seef District, Kingdom of Bahrain.
Telephone +973 1756 3322.

Zurich International Life Limited, UAE Branch, which is registered (Registration No. 63) under UAE Federal Law Number 6 of 2007, and its activities in the UAE governed by such law.
Registered offices at Unit 601, Building 6, Emaar Square, Dubai. (PO Box 50389 Dubai)
Telephone: +971 4 425 2300 www.zurich.ae

Zurich International Life Limited, Qatar Branch, which is authorised by the Qatar Financial Centre Regulatory Authority.
Branch offices: Office No. 404, 4th Floor, Qatar Financial Centre Tower, West Bay, Doha, Qatar.
Telephone: + 974 4428 6322.

Zurich International Life Limited provides life assurance, investment and protection products and is authorised by the Isle of Man Financial Services Authority.
Registered in the Isle of Man number 20126C.
Registered office: Zurich House, Isle of Man Business Park, Douglas, Isle of Man, IM2 2QZ, British Isles.
Telephone +44 1624 662266 Telefax +44 1624 662038 www.zurich.com